

Everlast Metals

INTEGRITY

INNOVATION

EXCELLENCE



SLIT COIL & FLATSHEET CATALOG

TABLE OF CONTENTS

04 COIL & FLATSHEETS

06 METAL ROOFING ACCESSORIES

08 CAULKS & SEALANTS

10 ROOF BOOTS

12 SOFFIT

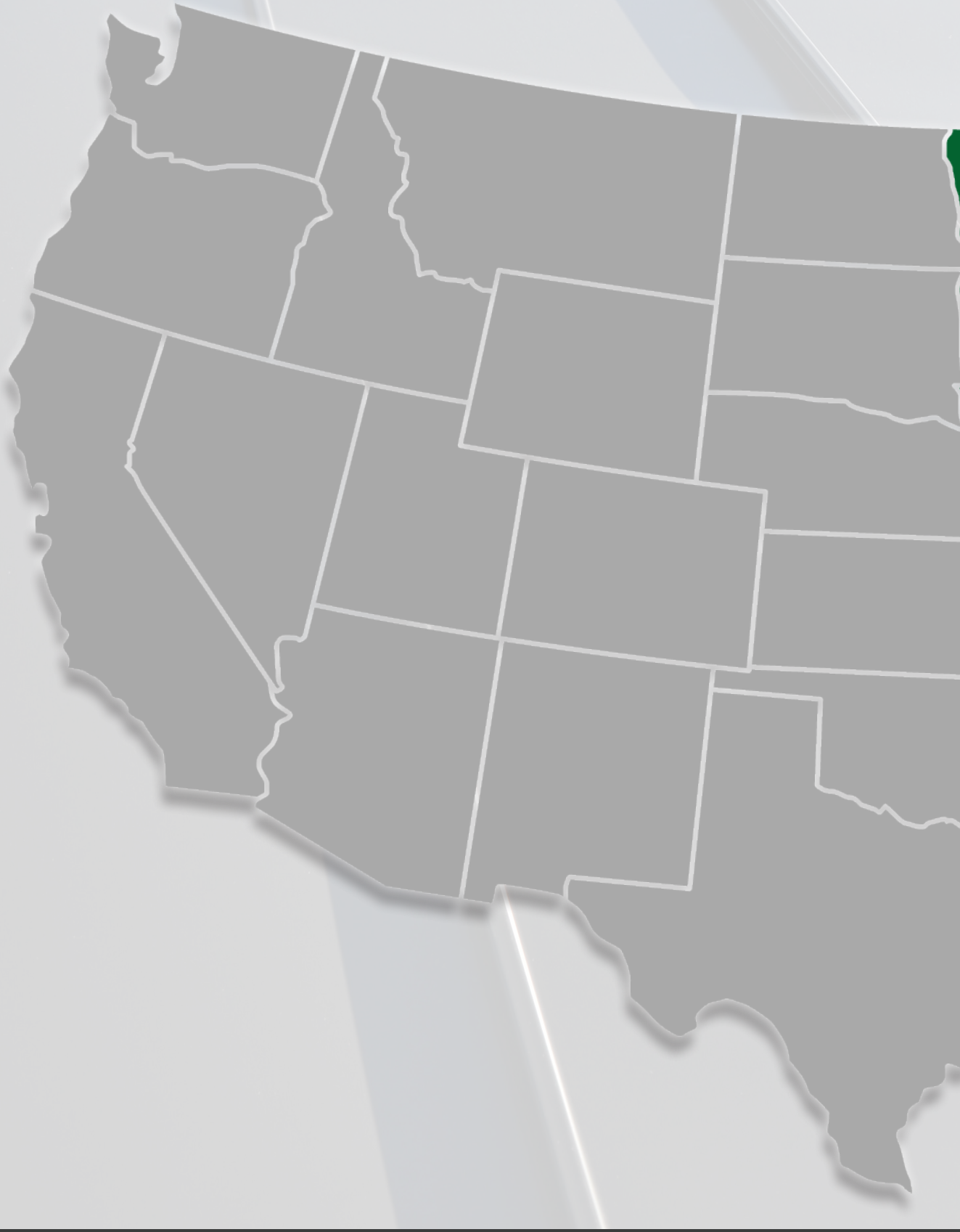
14 VENTILATION & CLOSURES

16 UNDERLAYMENT

20 FASTENERS

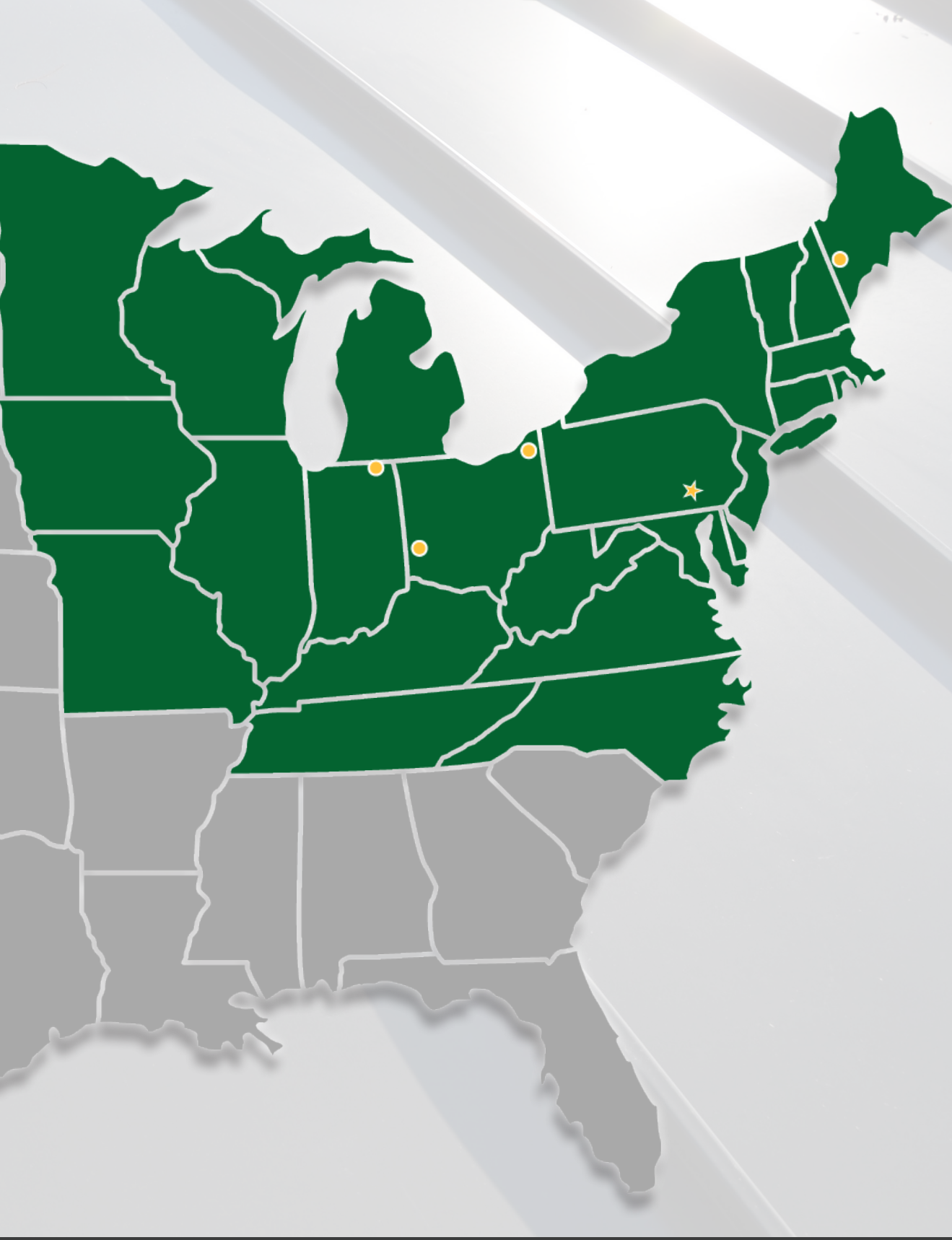
22 SNOW RETENTION SYSTEMS

LOGISTICALLY LOCATED



Call Toll Free: 800.418.5057

Quick turnaround times throughout the New England, Mid Atlantic, and Mid West to service your needs.





COIL AND FLATSHEETS

Everlast Metals maintains one of the largest inventories of coil and flat sheet stock in the industry. Our slitting capabilities enable us to provide quick and accurate order completion. Our goal is to deliver the quality service you expect, with fast professional delivery and no damage to your order.




























OFFERING:

- 1,500 LF / 1,000 LF / 500 LF
- Standard slit coils in stock 20" and 24"
- Bare and painted
- Master coils available


















Thickness	Coil Size	Paint System	Substrate	Grade
24 Gauge	20" / 24" / 48"	Fluropon®	Galvalume	CS Type B
26 Gauge	20" / 24" / 48"	Synergy™	Galvalume	CS Type B
.032	20" / 24" / 48"	Fluropon®/ Synergy™	Aluminum	3105-H24

Thickness	Flatsheet Size	Paint System	Substrate	Grade
24 Gauge	48" x 10'	Fluropon®	Galvalume	CS Type B
26 Gauge	48" x 10'	Synergy™	Galvalume	CS Type B
.032	48" x 10'	Fluropon®/ Synergy™	Aluminum	3105-H24

24 GAUGE FLUROPON® COLORS:

				
Bone White 2103	Stone White 2145	Cityscape 2208	Slate Gray 2243	Dark Gray 2217
				
Charcoal 2206	Almond 2300	Sandstone 2340	Sierra Tan 2341	Burnished Slate 2705
				
Mansard Brown 2724	Dark Bronze 2716	Slate Blue 2643	Gallery Blue 2621	Patina Green 2535
				
Forest Green 2520	Hartford Green 2522	Terra Cotta 2446	Colonial Red 2413	Burgundy 2404
				
Matte Black 2825	Regal Red • 2437	Metallic Silver • 2930	Metallic Champagne • 2928	Metallic Copper • 2929

26 GAUGE SYNERGY™ COLORS:

				
Brite White 1106	Ash Gray ◊ 1201	Slate 1236	Charcoal 1212	Beige ◊ 1302
				
Light Stone 1325	Tan ◊ 1341	Clay ◊ 1313	Brown ◊ 1708	Bronze 1707
				
Ocean Blue ◊ 1628	Heron Blue • ◊ 1621	Patina Green ◊ 1529	Ivy 1523	Crimson Red • ◊ 1415
				
Red 1430	Burgundy ◊ 1410	Black 1803		

Colors marked with (•) are premium colors.

Colors marked with a diamond (◊) are subject to extended lead times for 26 gauge material.

*Colors displayed may vary from actual metal. Contact your distributor for paint swatches before selecting a finish.

TOUCH UP PAINT

Touch up paint that is guaranteed to match factory colors. By touching up small scratches it will help prevent rust in the future.

- Offered in Fluropon and Siliconized Polyester paint.
- Available to color match accessories and for minor touch-up areas.
- Durable Finish, UV resistant
- 12 per box



2 oz Bottle



4 oz Bottle

Description	Part Code	Wt.	Pcs/Bx	Oz.	Color
Fluropon Touch Up Paint	RTP2OZBOTTLExxx	.125#	12	2 Oz	Specify Color
Sil Pol Touch Up Paint	TUP45OZxxx	.5#	12	4 Oz	Specify Color

STANDARD CLIP

These standing seam panel clips are made from corrosion resistant, high quality steel.

Description	Part Code	Wt.	Pcs/Bx	Color
1 1/2" Standard Clip	RESC	.06#	300	Galvanized
** 1 1/2" Standard Clip	RSLC1502STAIN	.06#	400	Stainless Steel



*Other clips are available by request

SOCKET

- Magnetic socket designed with a high power magnet for a secure fit.

Description	Part Code	Wt.	Color
1/4" AF Magnetic Extension Socket	TAMESOCKET	.10#	Galvanized



POP RIVETS

- Open-end blind rivet is designed to attach 2 thin pieces of metal for a low profile appearance.
- Applications include metal roofing ridge-caps, roof gutters & downspouts.
- 100 pcs per bag
- 10 bags per box

Description	Part Code	Wt.	Pcs/Bx	Color
1/8" x 3/16"	RPRxx	.25#	1,000	Painted
Pop Rivet Stainless Steel	RPRxx	.25#	1,000	Bare



BENDING TOOL

This tool offers a premium choice for bending and forming metal. Made with a superior design that includes handy sight holes to ensure proper depth alignment.



Description	Part Code	Wt.	Color
Bending Tool	RBT	2.6#	Unpainted
Deluxe Bending Tool	RDBT	7.00#	Unpainted

MALCO 6" HAND SEAMER

Bends and flattens sheet metal with ease. Big 6-inch wide forged steel jaws with up to 1-1/4-inch bending depth. Even notched depth graduations on jaws are in 1/4-inch increments. Powerful compound leverage, smooth spring return handles and vinyl cushioned grips offer maximum comfort and efficiency.

HAND NOTCHER

Specialized for folding and fabricating metal. The Hand Notcher makes a full 1-inch deep "V" shaped corner notch. Long-wearing, precision-ground, steel upper jaw and hardened steel stamped components feature rust-resistant nickel plate and black oxide finishes.

Description	Part Code	Wt.	Color
** Malco 6" Hand Seamer	RHS6	1.9#	Unpainted
** Hand Notcher	RHN	5.0#	Unpainted



** = Non-stock items

TRIPOLYMER SEALANT

Tripolymer Sealant is a single component, high-performance elastomeric sealant for use in a wide variety of roofing, trim, architectural metal, manufacturing, under deck system, solar roof system, and general construction applications.

Description	Part Code	Wt.	Pcs/Bx	Color
Tripolymer Sealant 10.1 oz. Tube	RCAULK	.75#	24	Clear



Product Benefits:

Exceptional elongation and flexibility. Excellent adhesion to many building surfaces, even when damp. Remains flexible. UV resistant. Resealable, may be applied over itself. Paintable. Asphalt shingle compatible. Easily applied, non-stringing formulation. Cleans up easily. Cured sealant is mildew resistant.

Limitations:

- Do not use on traffic-bearing surfaces.
- Do not use on extruded polystyrene insulating sheathing (Styrofoam, etc.).
- Do not use on acrylic skylight glazing surfaces.
- Do not use in areas where food is processed or stored.
- Do not use for interior applications.
- Not suitable for potable water applications.

Adheres To:

Asphalt shingles, coated steel, concrete, vinyl, steel, and other roofing substrates.

Packaging:

10.1 fl oz. cartridge. 24 tubes per case. Must order by the case.

BUTYL LAP TAPE

A premier elastomeric butyl rubber sealant designed to meet the critical requirements of metal buildings. It also meets or exceeds all sealing requirements for window glazing, air conditioning, and refrigeration. It is extruded on silicone coated paper for easy application. It is produced in many different sizes and lengths to fit all application requirements. The rolls are packaged in water resistant cartons for convenience in job site storage and export.

Description	Part Code	Length	Pcs/Bx	Color
Lap Tape 3/32" x 1/2"	TALT	50'	20	Gray
Double Lap Tape 7/8" & 3/16"	TALTDB	25'	8	Gray

Application:

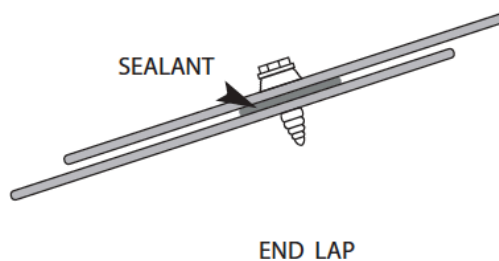
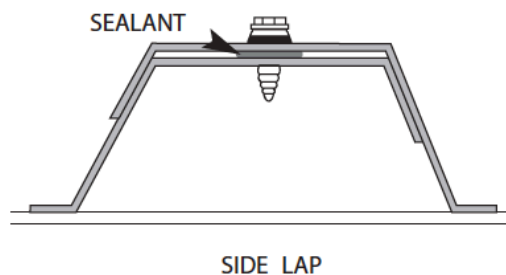
Apply to surface directly from roll. Press sealant through the silicone release paper with a smooth, even hand motion. Note: For metal roofing and siding applications, place sealant under the fastener to prevent wind blown rain from leaking through the fastener holes.



Product Installation:

Working Conditions: For best results, apply in dry conditions above 40°F (4°C). Below 40°F (4°C) atmospheric condensation on surfaces may inhibit adhesion and should be avoided.

Surface installation: All surfaces should be free of dust, dirt, oil, and moisture before applying sealant.



STANDARD MASTERFLASH

Available in EPDM, this universal flashing has been designed with sleeve flexibility to absorb vibration and pipe movement caused by expansion/contraction while sealing out unwanted elements. Easy on-site customization can accommodate virtually all installations. Available in round or square.



Description	Part Code	Wt.	Pcs/Bx	Color
#2 Pipe Flashing (1 1/4" - 3")	TAPF02	.3#	15	Gray
#3 Pipe Flashing (1/4" - 5")	TAPF03	.5#	15	Gray
#4 Pipe Flashing (3" - 6")	TAPF04	.8#	10	Gray
#5 Pipe Flashing (4" - 7")	TAPF05	.95#	10	Gray
#6 Pipe Flashing (5" - 9")	TAPF06	1.2#	10	Gray
#7 Pipe Flashing (6" - 11")	TAPF07	1.5#	10	Gray
#8 Pipe Flashing (7" - 13")	TAPF08	2.6#	5	Gray
** #9 Pipe Flashing (10" - 20")	TAPF09	3.8#	5	Gray
** #10 Pipe Flashing (13" - 26")	TAPF10	5.2#	5	Gray

HIGH TEMPERATURE MASTERFLASH

- Manufactured from silicone rubber, it is compounded for maximum resistance to ozone, UV light, & temperature extremes.
- Available in Gray high temperature Silicone upon request.
- Also available in round or square.


Description	Part Code	Wt.	Pcs/Bx	Color
** #2 Pipe Flashing (1 1/4" - 3")	TAPFRS2	.3#	15	Red
** #3 Pipe Flashing (1/4" - 5")	TAPFRS3	.5#	15	Red
** #4 Pipe Flashing (3" - 6")	TAPFRS4	.8#	10	Red
** #5 Pipe Flashing (4" - 7")	TAPFRS5	.95#	10	Red
** #6 Pipe Flashing (5" - 9")	TAPFRS6	1.2#	10	Red
** #7 Pipe Flashing (6" - 11")	TAPFRS7	1.5#	10	Red
** #8 Pipe Flashing (7" - 13")	TAPFRS8	2.6#	5	Red
** #9 Pipe Flashing (10" - 20")	TAPFRS9	3.8#	5	Red



RETROFIT MASTERFLASH

- RETROFIT ROOFJACK are used in applications for which a standard flashing will not work. It wraps around the pipe instead of pulling down over the pipe. Hardware is included to ensure a watertight connection.
- Fastener snaps & cable tie are included.

Description	Part Code	Wt.	Pcs/Bx	Color
#101 Pipe Flashing (1 1/2"- 4")	TAPFRF101	.9#	5	Black
** #201 Pipe Flashing (4"- 9")	TAPFRF201	1.3#	5	Black
** #301 Pipe Flashing (9"- 16")	TAPFRF301	2.1#	5	Black

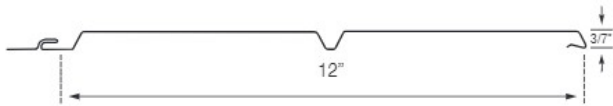



** = Non-stock items

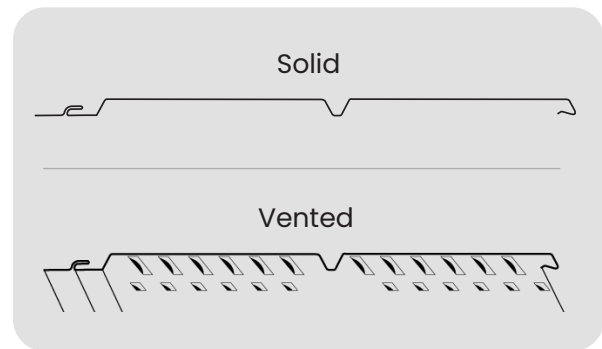
W-LOC

W-LOC soffit offers freedom from typical painting, maintenance and repair. This Soffit Panel's V-groove design will enhance any builder's appearance and add value. W-LOC Double 6" V-Groove soffit is offered in both full and vented profiles in 18 popular colors. It is available in 12' lengths by the carton.

Description	Part Code	Wt.	Pcs/Bx	Color
W-LOC Aluminum Full Vented Soffit	WLVSxx	4.28#	12	Specify Color
** W-LOC Aluminum Solid Soffit	WLSsDxx	4.28#	12	Specify Color



Profile Options:




Application:

W-LOC panels must be installed in a sequential pattern. Application of a Everlast Metals approved underlayment prior to panel installation is recommended when installed over a solid substrate.

- Install in accordance with industry recognized sheet metal practices.
- For best results cutting tool edges should be kept sharp, clean, properly dressed, and closely aligned.
- Fabrication can be accomplished with strippable plastic film in place. Film should be removed from areas of concealed or joined pieces.
- Cut, form, and fasten using conventional hand or power tools.

Storage:


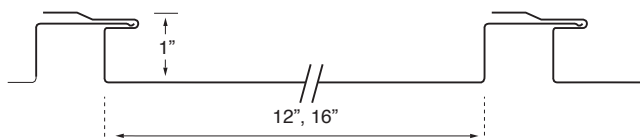
Should be stored in a well-ventilated, dry place where no moisture can make contact. Moisture (from rain, snow, condensation, etc.) trapped between layers of material may cause water stains or white rust, which can affect the service life of the material and will detract from its appearance. If outdoor storage cannot be avoided, protect the panels with a ventilated canvas or waterproof paper cover. Do not use plastic, which can cause condensation. Keep the material off the ground in an inclined position with an insulator such as wood. Protective film may degrade or become brittle with long-term exposure to direct sunlight.



RP-100

The Everlast Metals RP-100 Reveal Panel System is a versatile system, with a 1" wide reveal, that can be used as both a wall and soffit panel. The panel is available in a wide variety of materials and finishes. Substrates include G-90 Galvanized Steel, Galvalume® steel, and Aluminum. All painted products are Fluoropon® coated. The RP-100 is also available as a vented profile.

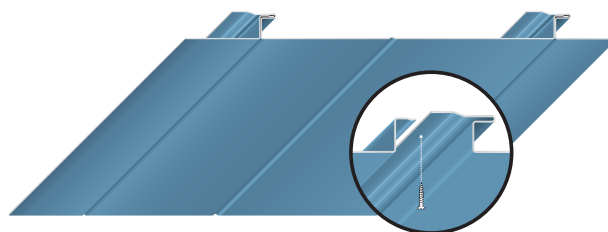
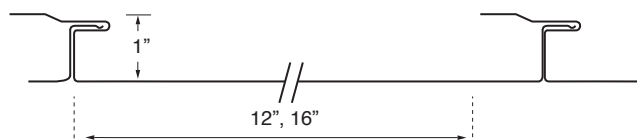
Description	Part Code	Color
RP-100	xxRP100	Specify Color



FP-100

The Everlast Metals FP-100 Flush Panel System is a versatile system that can be used as both a wall and soffit panel. The panel is available in a wide variety of materials and finishes. Substrates include G-90 Galvanized Steel, Galvalume® steel, and Aluminum. All painted products are Fluoropon® coated. The FP-100 is also available as a vented profile.


Description	Part Code	Color
FP-100	xxFP100	Specify Color



SNAP Z CLOSURE

The Snap-Z Ridge Vent is designed for standing seam metal roof vent applications. It is designed to fit between the ribs of standing seam roof panels. This Z closure system is designed to work with 1" open hem ridge capping. (Note: ridge capping hems should be open by 1/8" or .10).

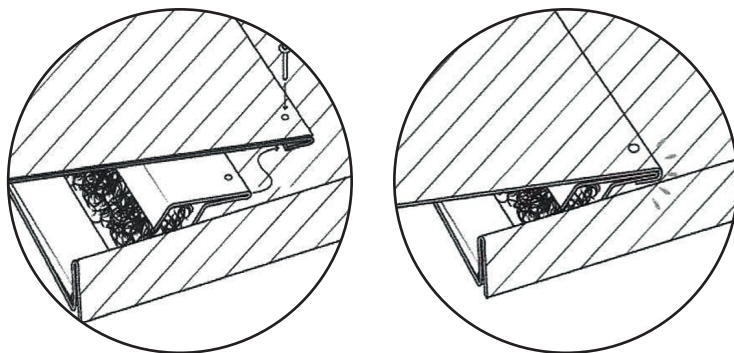
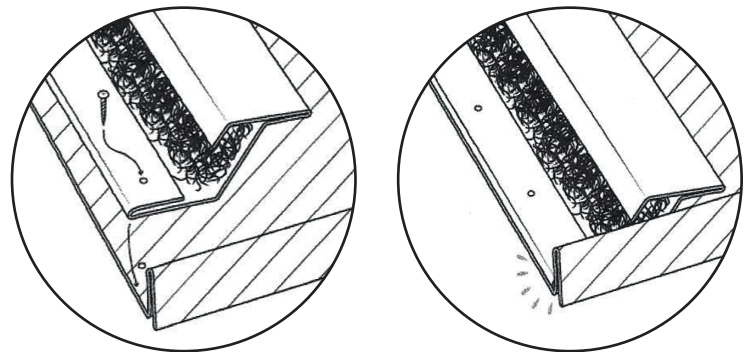
- .032 Aluminum
- 26 Gauge Steel
- Snow Infiltration - 0
- Withstands 80 MPH wind driven rain
- Withstands 110 MPH winds
- Air-flow: 730 cu. ft. per min. (per 10' ridge)



Description	Part Code	Wt.	Pcs/Bx	Color
26 Ga. Vented Z Closure w/ Butyl	26ASL15VZCxx	1.20lbs	50	Black

Step 1:

Take the Snap-Z 1" and a screw gun and install one on each side of the ridge of the roof. Allow about 1/8" to 1/16" slack for ridge capping. Install using 410 screws spaced every 3 inches. (Butyl tape must be installed on the bottom side of the Snap-Z prior to installing.)



Step 2:

Next take the ridge capping and slide it onto the Snap-Z. Then fasten ridge capping to Snap-Z with a minimum of six 44 stainless steel rivets per 10' section.

EMSEAL® EXPANDING FOAM SEAL

This Emseal® expanding sealant is UV-stable and will not dry out and become hard or brittle. The Expanding Foam Sealant maintains a seal during thermal expansion and contraction of building panels.

- Material size: 1/4" x 3/4"
- Expandable size: 1" x 3/4"

Description	Part Code	Wt.	Length	Pcs/Bx	Color
Repair Closure	RC20	1.0#	19.68'	100	Black



Features:

- Will not dry out and become hard or brittle.
- UV-stable and highly resistant to aging and vermin (bugs, rodents, birds, etc.)
- Will not extrude from between joints when squeezed, which is a possibility with caulk or butyl-type tapes.
- May be used in non-moving gasket-type applications as well as in moving expansion/contraction-type joints.

Movement:

Emseal sealant tapes have different sealing levels at different levels of compression. For applications where movement is expected, and watertightness is required, the sealant tapes can accommodate +25% and -25% (total 50%) movement of the supplied compressed size when installed in gaps equal to the supplied size.

See compression chart below for levels of sealing at respective compression levels.

Compression Chart / Tabla de compresión





Epilay™ ProtecTite™ Superior Roofing Underlayment with its advanced engineering is highly recommended for mechanically attached, coated woven synthetic roofing underlayment for sloped roofs.




Description	Part Code	Wt.	Length	Color
10 Sq. Epilay SUPERIOR	RSUPERIOR	23.0#	250'	Gray
10 Sq. Epilay ULTRA	RULTRA	29.0#	250'	Gray
2 Sq. Epilay PLYSTIK PLUS	RSTIK	48#	67'	Gray

-Must order by skid

Product Benefits:

- Water repellent and non-absorbent
- Easy installation- does not crack, wrinkle, or become stiff under low temperatures.
- Works under asphalt shingles and metal roofing.
- 100% recyclable
- Temperature performance range -40°F - 260°F
- Will not dry out or leach oil, like most felts do in high heat environments
- 4x lighter and 25x stronger than other felts
- Impervious to mold growth
- Advanced polymers provide a better working environment and less tears.
- Maintains a non slippery properties even during condensation or with moisture on the surface.





THE ANSWER

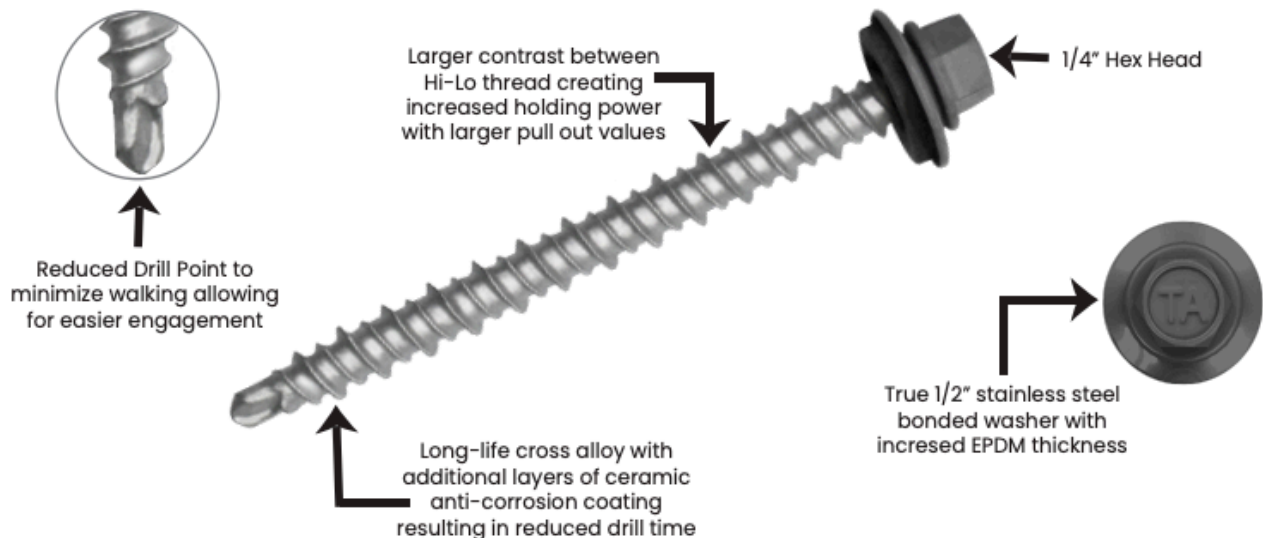
RDP Woodscrew

The Answer RDP Woodscrew, developed to offer a long-life solution over standard fasteners, is available in 20 colors to match our color palette. This fastener comes with a 40 year warranty and in-stock availability.



- Reduced drill point to minimize walking, allowing for easier engagement.
- Long-life cross alloy with additional layers of ceramic, anti-corrosion coating. Resulting in a reduced drill time.
- Larger contrast between Hi-Lo thread, creating increased holding power with greater pull out values.
- 250 screws per bag

Description	Part Code	Head Style	Wt.	Pcs/Box	Color
#10 x 1" Woodscrew	FS10TARDP100xx	1/4" Hex Head	25.92	3,000	Specify Color
#10 x 1.5" Woodscrew	FS10TARDP150xx	1/4" Hex Head	27.30	2,500	Specify Color
#10 x 2" Woodscrew	FS10TARDP200xx	1/4" Hex Head	26.48	2,000	Specify Color
#10 x 2.5" Woodscrew	FS10TARDP250xx	1/4" Hex Head	23.24	1,500	Specify Color
#10 x 3" Woodscrew	FS10TARDP300xx	1/4" Hex Head	17.88	1,000	Specify Color



PANCAKE SELF DRILLER

- A self-drilling Pancake Head is available to attach standing seam roof clips to steel framing.
- Low profile head design provides excellent pull over strength.
- 250 screws per bag



Description	Part Code	Head Style	Wt.	Bags/Bx	Color
** #10 x 1" Self Driller	FS10PSDGA250	Pancake Head	1.8#	4	Galvanized

ULTRA LOW PROFILE FASTENER

The ULP is an extra low profile screw engineered to attach standing seam roof clips to wood. They are the preferred screw for attaching clip-less metal roof panels, and are easy to install providing optimal strength.

- 250 screws per bag


Description	Part Code	Head Style	Wt.	Bags/Bx	Color
Ultra Low Profile Woodscrew	FS10ULPS	T20 Star drive	1.7#	20	Galvanized
** Ultra Low Profile Woodscrew	FS10ULPSSTAIN	T20 Star drive	1.6#	20	Stainless



AP400

AP400 snow guards are non-penetrating mill finish aluminum devices which have been engineered specifically for use with metal roof systems. They're secured without glues or sealants, utilizing custom milled stainless-steel set screws to clamp them in place.

Description	Part Code	Wt.	Pcs/Bx	Color
** AP400 Snow Guard	SGAAP400	.70#	50	Unpainted



Product Benefits:

- Does not restrict thermal movement
- The 6" wide, deep blade makes this snow guard particularly effective in retaining snow with higher seams and wider panel widths
- Save cost - no sealant needed
- Designed to accommodate seams of up to 3/8" (.400") in thickness and at least 1.5" high.
- 50 pieces per box

Installation:

A 7/32" hex bit is needed for installation. AP snow guards are furnished with a factory installed oval and dish tipped setscrew combination, which should be tightened in place with a hexbit socket. The enclosed packet of screws is for field installation. Generally, the right side is easier for the installer but this will depend on panel style. Torque set screws in a manner to align snow guard with the roof panel. Torque will vary depending on the type and gauge of the metal roofing; the recommended method for determining proper torque is to install one first, with the blade on the uphill side. After tightening the setscrews, loosen and remove the unit, and inspect the indentations created in the metal to see that proper compression was obtained. Over tightening can cause damage to snow guard resulting in failure. Maximum torque 28 ft lbs

Snow guard Placement will vary from region to region and will be influenced by roof pitch, as well as the lengths of runs and spacing between seams. Local custom may not be the best guide as to placement, and additional recommendations can be found in SMACNA and other published industry standards. Ultimately, placement should be determined by a qualified design professional.

S5! UNPUNCHED COLORGARD 2.0

Accommodates any seam spacing. Use with all snow-compatible clamps or brackets.

- Installs in 7' 8" lengths.

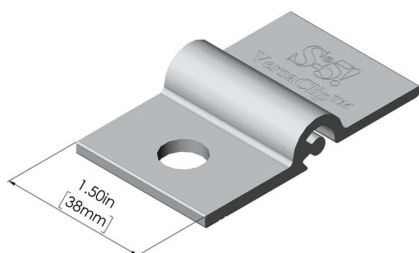
Description	Part Code	Wt.
S5! 7' 8" Unpunched Colorgard	SGS5CG2.0	4 lbs



VERSA CLIP 2.0

Connects crossmember to any S-5! standard clamps, the Corrubracket and VersaBrackets (an M8 bolt and nut are required when using VersaBracket).

- 1 per S5! U Clamp




Description	Part Code	Wt.	Pcs/Bx
S5! Versa Clip Adapter for S-5 U to ColorGard	SGS5VC2.0	.25 lbs	50

S5! U CLAMP

S5! Clamps are designed specifically for heavy-duty applications, such as snow retention, and they provide documented and unsurpassed holding strength.

- Space no greater than 32" apart


Description	Part Code	Wt.	Pcs/Bx	Color
S5! Universal Seam Clip	SGS5U	.25 lbs	30	Bare



SNO CLIP 2.0

Retards migration of snow and ice beneath crossmembers. Optional with user discretion but recommended on seam heights of 2" and greater. SnoClip is assembled to crossmember during installation

- 1 per panel



Description	Part Code	Wt.	Pcs/Bx	Color
S5! Sno Clip II 2.0 (up to 1.5" seam)	SGS5SCII2.0	.25 lbs	35	Bare
S5! Sno Clip III 2.0 (up to 1.75" - 3"seam)	SGS5SCIII2.0	.30 lbs	35	Bare



///Everlast Metals

EVERLASTMETALS.COM

|

800.418.5057